

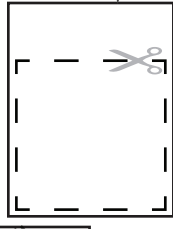
# FORTUNE TELLER

## your rights

### instructions

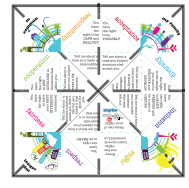
1

cut along dotted line!  
You now have a square!



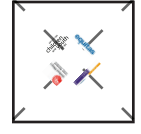
2

Fold so you have creases going half-wise and diagonal. Unfold.



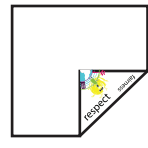
3

Place printed side down.



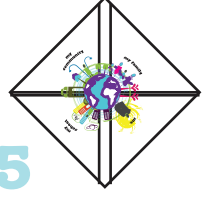
4

Fold up all four corners so that the points meet in the middle.



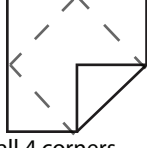
5

It should now look like this!  
Flip it over.



6

Fold up all 4 corners so that the points meet in the middle.



7

It should now look like this!



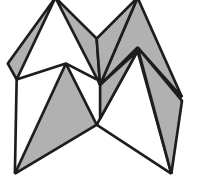
8

Now fold it in half.



Work your fingers into the four corners from the fold side! You have a fortune teller!

9



**my community**

**Responsibility**

You have the right to be **SAFE** and **HEALTHY**

**acceptance**

You have the right to be **YOURSELF**

**my family**

**cooperation**

You have the right to **GET INVOLVED** in decisions that affect you

Tell me about a time you helped someone else

Tell me about a time you helped someone else

**diversity**

You have the right to the things you need to **SURVIVE** and **DEVELOP**

**fairness**

You have the right to have your **BEST INTERESTS** considered

Tell me about a time you shared your ideas with someone in a nice way.

Tell me about a time you helped someone else

**inclusion**

You have the right to **MAKE FRIENDS** and be a part of **GROUPS**

**my school**

**respect**

You have the right to be **HEARD**

**rights**

Every-one has rights. Learn more at [everychild.ca](http://everychild.ca)

